

UPDATE INTERNET RADIO

Theory and Application

INTRODUCTION

As the previously used internet radio provider *vTuner* is no longer available, T+A is offering a software update that allows the affected devices to access the provider *Airable* with immediate effect.

Depending on the device type and software version, the update can be carried out either via the web update function or using a USB storage stick.

Please follow the relevant instructions, which are available for download on the T+A website: (<https://www.ta-hifi.de/en/airable-radio-legacyprodukte/>)

NOTES

- The software update ensures that all necessary requirements are met within the streaming module to communicate with the new streaming service provider. Unfortunately, any presets stored on the device may not be automatically adjusted.
- The development of the ASA G1 streaming module generation took place at a time when streams and podcasts from internet radio stations were still transmitted without encryption. For this reason, the ASA G1 streaming modules, due to their design, do not support encrypted transmission (HTTPS). Consequently, streams or podcasts that are only available in an encrypted format cannot be played.

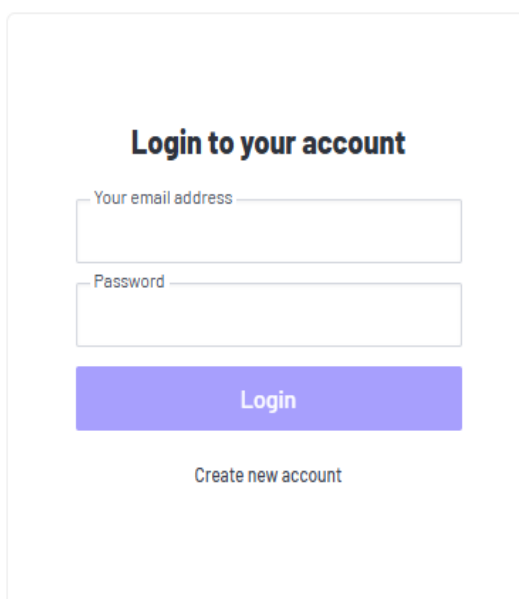
If the device does not function as expected after the update, we recommend resetting it to factory settings. To do this, please open the software update menu (see the update instructions) and select either *Reset* or *Reset for Region*, depending on your device.

NEW FUNCTIONS

The internet radio service *airable* not only offers new categories but also allows you to conveniently create your own favourites. This is a convenience feature that is not necessary for the operation of the internet radio.

If you want to use this function, you first need to create an account. Please follow these steps:

- Open the website <https://airable.fm/> in your browser on any PC
- Click on *Create new account*



Login to your account

Your email address

Password

Login

[Create new account](#)

- Enter a valid email address and a password in the dialog window that opens (the password must be at least 8 characters long and include at least one lowercase letter, one uppercase letter, and one special character).

Create new account

☐ I agree to the [Terms of Use](#)

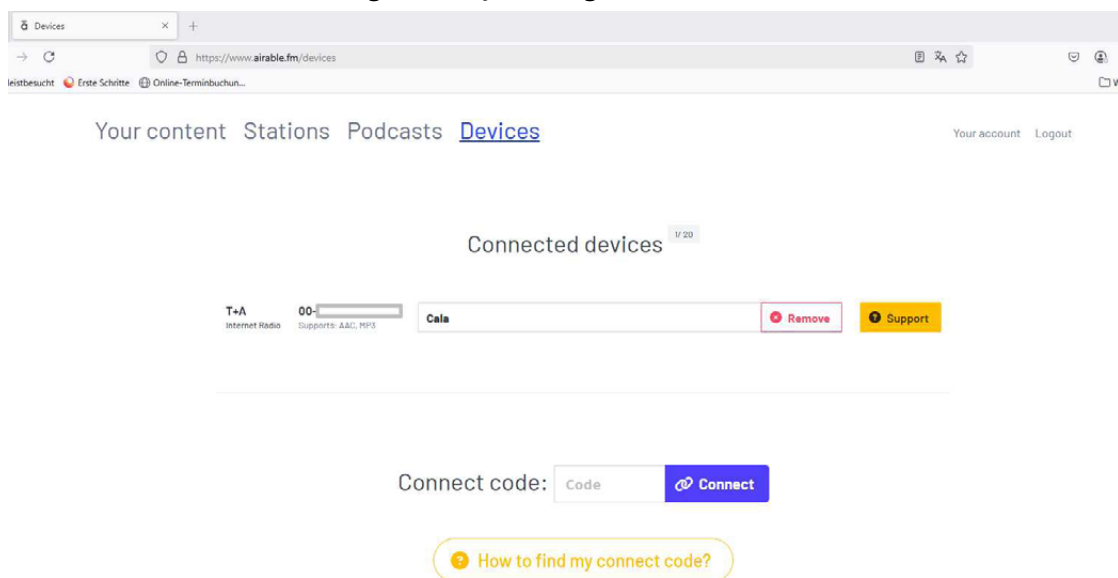
Register

[Login to your account](#)

Then, a view will open where you can manage your device and create new favourites. To use these functions, you must first connect your T+A device.

Please proceed as follows:

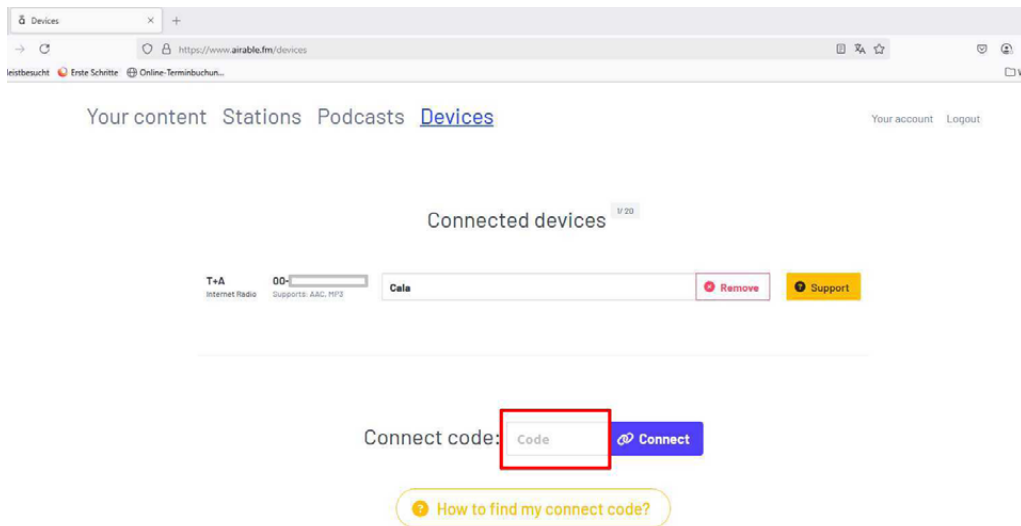
- First, select Device Management by clicking on the **Devices** tab.



- Then, on your device or in the T+A Music Navigator G1 app, select the Internet Radio source, navigate to the Help entry, and open it
- If you see the display

Register
https://airable.fm

 please scroll down using the V cursor button on the device front or the remote control until you see the display Code: XXXXXXXX
- Please enter the code displayed there into the Code field on the open webpage and confirm it by clicking on Connect

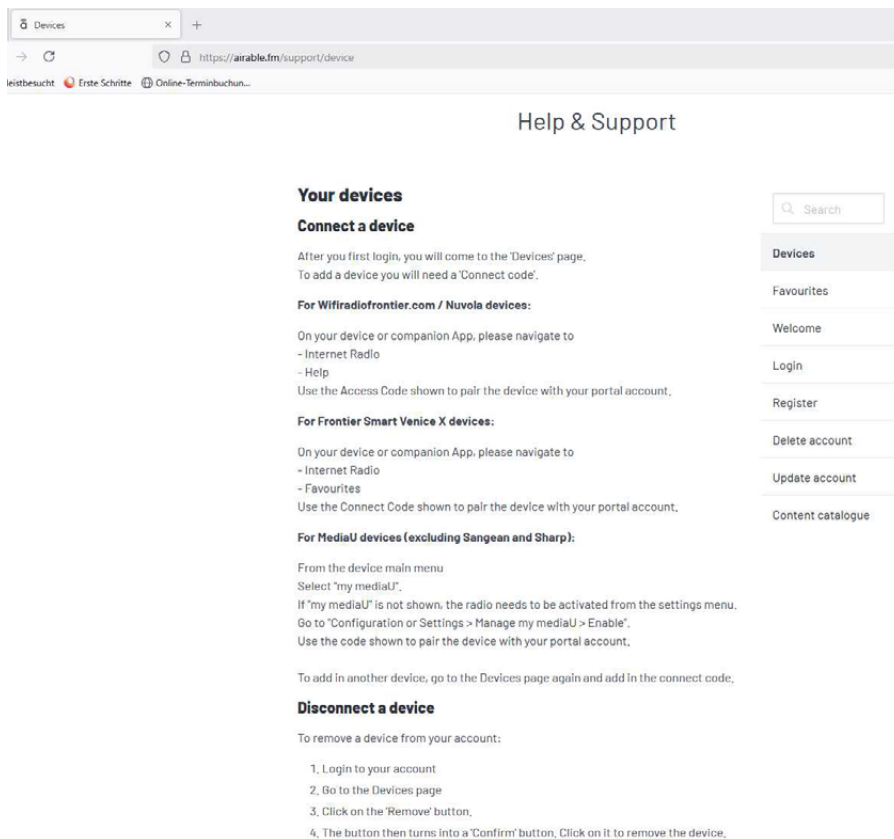


- After that, your device will be listed among the connected devices.

To add favourites, please select the Stations category and choose the desired stream.

Further information can be found under Help & Support.

An overview of the added favourites can be found in the Your Content category. Additional information is also available under Help & Support.





T+A elektroakustik GmbH & Co. KG
Planckstraße 9 – 11
32052 Herford | Germany

T +49 5221 76760
F +49 5221 767676

info@ta-hifi.com
www.ta-hifi.com